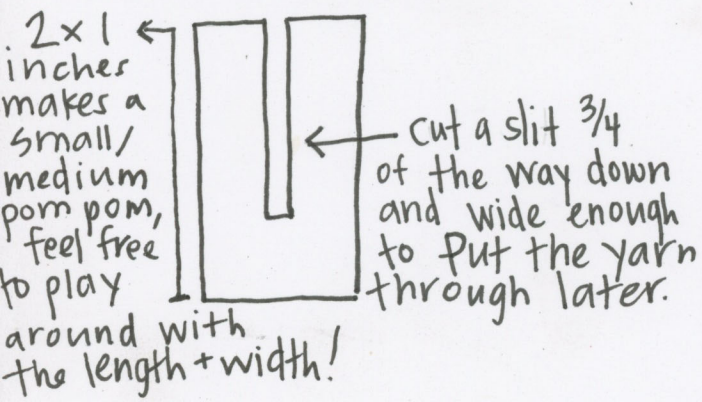



# POM POMS

You will need: cardboard, yarn, sharp scissors, very little time.


## Step 1: Cardboard Holder




## Step 2: Wrap the yarn




## Step 3: cinch the middle



## Step 4: Fray the Yarn



## Step 5: Slide the pom pom off the holder and



### Tips and Other Uses

- multi color pom poms = repeat step 2 using small amounts of different color yarn
- try different textures and sizes of yarn
- pom pom haircuts are always welcome
- You can also:
  - String them together
  - turn them into earrings
  - headbands
  - Key-chains
  - get winter ready
  - new friend